

# تنصيب توزيعة Fedora 8 Werewolf



مجتمع لينوكس العربي

Welcome to Fedora 8!

**I**nstall or upgrade an existing system

Install or upgrade an existing system (text mode)

**R**escue installed system

Boot from **l**ocal drive

**M**emory test

Press [Tab] to edit options

Automatic boot in 58 seconds

fedora™



Copyright © 2003-2007 Red Hat, Inc. and others. All rights reserved.



What language would you like to use during the installation process?

Chinese(Simplified) (简体中文)

Chinese(Traditional) (繁體中文)

Croatian (Hrvatski)

Czech (Čeština)

Danish (Dansk)

Dutch (Nederlands)

English (English)

Estonian (eesti keel)


Finnish (suomi)


French (Français)

German (Deutsch)

Greek (Ελληνικά)

Gujarati (ગુજરાતી)

 [Release Notes](#)

 [Back](#)

[Next](#) 



Select the appropriate keyboard for the system.


- Slovenian
- Spanish
- Swedish
- Swiss French
- Swiss French (latin1)
- Swiss German
- Swiss German (latin1)
- Tamil (Inscript)
- Tamil (Typewriter)
- Turkish
- U.S. English**
- U.S. International
- Ukrainian
- United Kingdom

Installation requires partitioning of your hard drive. By default, a partitioning layout is chosen which is reasonable for most users. You can either choose to use this or create your own.

Remove Linux partitions on selected drives and create default layout 

### Select the drive(s) to use for this installation.


sda 8189 MB VMware, VMware Virtual S

 [Advanced storage configuration](#)

### What drive would you like to boot this installation from?

sda 8189 MB VMware, VMware Virtual S 

[Review and modify partitioning layout](#)

 [Release Notes](#)

 [Back](#)

 [Next](#)



## Network Devices

Active on Boot	Device	IPv4/Netmask	IPv6/Prefix
<input checked="" type="checkbox"/>	eth0	DHCP	Auto

[Edit](#)

## Hostname

Set the hostname:

automatically via DHCP

manually  (e.g., host.domain.com)

## Miscellaneous Settings

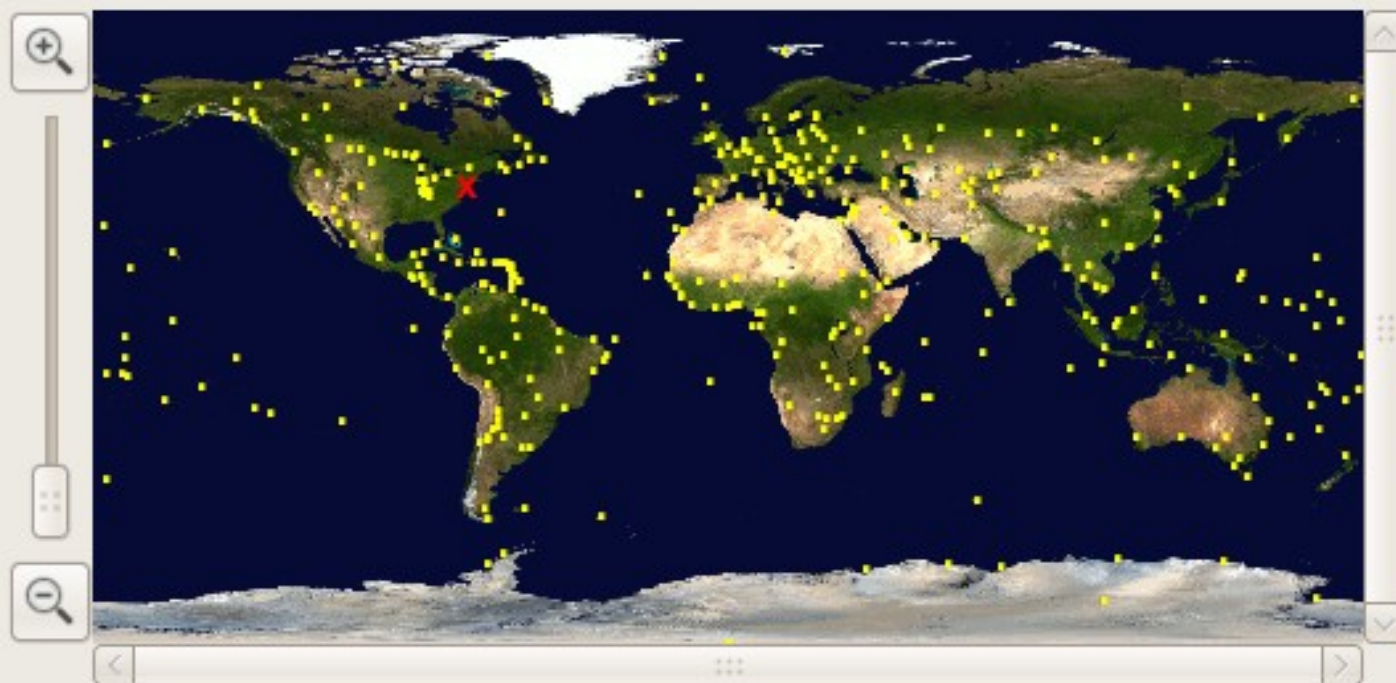
Gateway:

Primary DNS:

Secondary DNS:

[Release Notes](#)[← Back](#)[Next →](#)


Please select the nearest city in your time zone:





Selected city: New York, America (Eastern Time)

America/New York

System clock uses UTC

 [Release Notes](#)

 [Back](#)

[Next](#) 





The root account is used for administering the system. Enter a password for the root user.

Root Password:

Confirm:



[Release Notes](#)



[Back](#)



[Next](#)




The default installation of Fedora includes a set of software applicable for general internet usage. What additional tasks would you like your system to include support for?

- Office and Productivity
- Software Development
- Web server


Please select any additional repositories that you want to use for software installation.

- Additional Fedora Software


 [Add additional software repositories](#)

You can further customize the software selection now, or after install via the software management application.

- [Customize later](#)
- [Customize now](#)

 [Release Notes](#)

 [Back](#)

[Next](#) 



Click next to begin installation of Fedora.

A complete log of the installation can be found in the file `'/root/install.log'` after rebooting your system.

A kickstart file containing the installation options selected can be found in the file `'/root/anaconda-ks.cfg'` after rebooting the system.


GNU GRUB version 0.97 (638K lower / 522176K upper memory)

Fedora (2.6.23.1-42.fc8)

Use the ↑ and ↓ keys to select which entry is highlighted.  
Press enter to boot the selected OS, 'e' to edit the  
commands before booting, 'a' to modify the kernel arguments  
before booting, or 'c' for a command-line.

fedora™

fedora



▶ Show Details



- ▶ **Welcome**
- License Information**
- Firewall**
- SELinux**
- Date and Time**
- Hardware Profile**
- Create User**

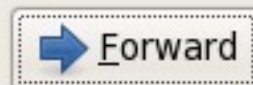


# Welcome

There are a few more steps to take before your system is ready to use. The Setup Agent will now guide you through some basic configuration. Please click the "Forward" button in the lower right corner to continue.



# fedora™



Welcome

› License  
Information

Firewall

SELinux

Date and Time

Hardware  
Profile

Create User



# License Information

Thank you for installing Fedora. Fedora is a compilation of software packages, each under its own license. The compilation is made available under the GNU General Public License version 2. There are no restrictions on using, copying, or modifying this code. However, there are restrictions and obligations that apply to the redistribution of the code, either in its original or a modified form. Among other things, those restrictions/obligations pertain to the licensing of the redistribution, trademark rights, and export control.

If you would like to understand what those restrictions are, please visit <http://fedoraproject.org/wiki/Legal/Licenses/EULA>.

Understood, please proceed.




← Back

→ Forward



# Firewall


You can use a firewall to allow access to specific services on your computer from other computers and prevent unauthorized access from the outside world. Which services, if any, do you wish to allow access to?


Firewall: Enabled 

Trusted services:

- FTP
- Mail (SMTP)
- NFS4
- SSH
- Samba
- Secure WWW (HTTPS)
- Telnet
- WWW (HTTP)

▷ Other ports

 [Back](#)

[Forward](#) 





- Welcome
- License Information
- Firewall
- ▶ SELinux
- Date and Time
- Hardware Profile
- Create User





# SELinux

Security Enhanced Linux (SELinux) provides finer-grained security controls than those available in a traditional Linux system. It can be set up in a disabled state, a state which only warns about things which would be denied, or a fully active state. Most people should keep the default setting.

SELinux Setting:



 Back

 Forward

- Welcome
- License Information
- Firewall
- SELinux
- ▶ Date and Time
- Hardware Profile
- Create User



# Date and Time

Please set the date and time for the system.

Date & Time

Network Time Protocol

Date

< October > < 2007 >

Sun	Mon	Tue	Wed	Thu	Fri	Sat
30	1	2	3	4	5	6
7	8	9	10	11	12	13
14	15	16	17	18	19	20
21	22	23	24	25	26	27
28	29	30	31	1	2	3
4	5	6	7	8	9	10

Time

Current Time : 22:12:32

Hour : 22

Minute : 11

Second : 7



← Back

→ Forward

Welcome

License  
Information

Firewall

SELinux

Date and Time

Hardware  
Profile

Create User



# Hardware Profile

Smolt is a hardware profiler for The Fedora Project. Submitting your profile is a great way to give back to the community as this information is used to help focus our efforts on popular hardware and platforms. Submissions are anonymous. Sending your profile will enable a monthly update.

```
UUID: 1655c712-d2ea-4d1b-80d6-dc91a9a15a8f
OS: Fedora release 8 (Werewolf)
Default run level: 5
Language: en_US.UTF-8
Platform: i686
BogoMIPS: 5599.31
CPU Vendor: GenuineIntel
CPU Model: Intel(R) Pentium(R) 4 CPU 2.80GHz
Number of CPUs: 1
CPU Speed: 2793
System Memory: 503
System Swap: 1023
Vendor: VMware, Inc.
System: VMware Virtual Platform None
Form factor: unknown
Kernel: 2.6.23.1-42.fc8
SELinux Enabled: True
SELinux Enforce: targeted
```

- Send Profile
- Do not send profile

Back

Forward



Welcome  
License  
Information

Firewall

SELinux

Date and Time

Hardware  
Profile

▶ Create User



# Create User

It is recommended that you create a 'username' for regular (non-administrative) use of your system. To create a system 'username,' please provide the information requested below.

Username:

Full Namee:

Password:

Confirm Password:

If you need to use network authentication, such as Kerberos or NIS, please click the Use Network Login button.

Use Network Login...



← Back

Finish

# Welcome

Wed Oct 31, 11:07 PM  
*localhost.localdomain*




**Fedora User**

**Username:**

Please enter your username

 **Language**

 **Session**

 **Restart**

 **Shut Down**



Computer



User's Home



Trash

## Security Updates Available



There are **25** package updates available.

[View Updates...](#)





Computer



User's Home



Trash

## Security Updates Available



There are **25** package updates available.

[View Updates...](#)



# Firefox Start



Google™

Web [Images](#) [Groups](#) [News](#) [Maps](#)

[Advanced Search](#)  
[Preferences](#)

Google Search



Customize Firefox to work your way with [free Add-ons](#) - add anything from weather forecasts to music players.

[About Mozilla](#)



# تنصيب فيدورا 8 بالصور

تم باستخدام

OpenOffice.org Presentation

مجتمع لينوكس العربي يرحب بكم دائماً

LinuxAC.org

أخوكم

B!n@ry